

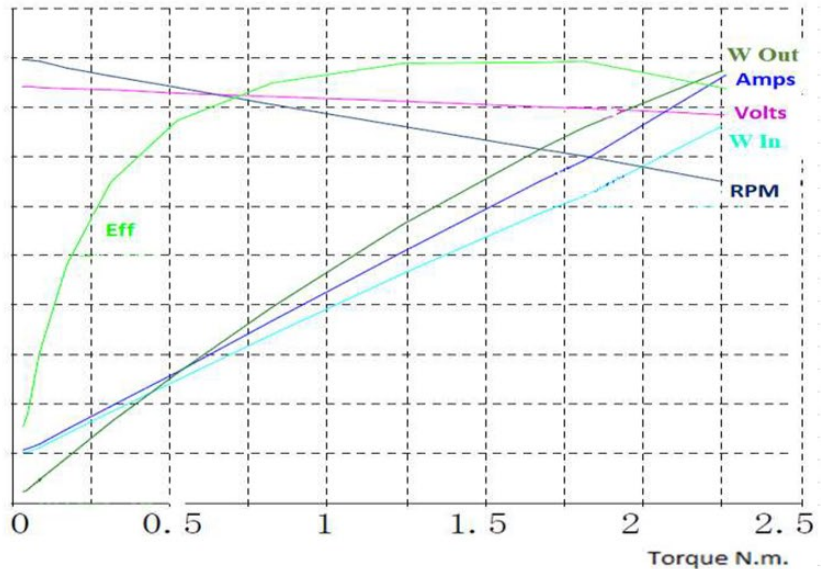
Model: MM5012FC/NV

Description: MaxMotion 0.5HP, 1750RPM, 12VDC, TEFC/NV, 56C

Tester: 01

Test Date: 2019.03.07

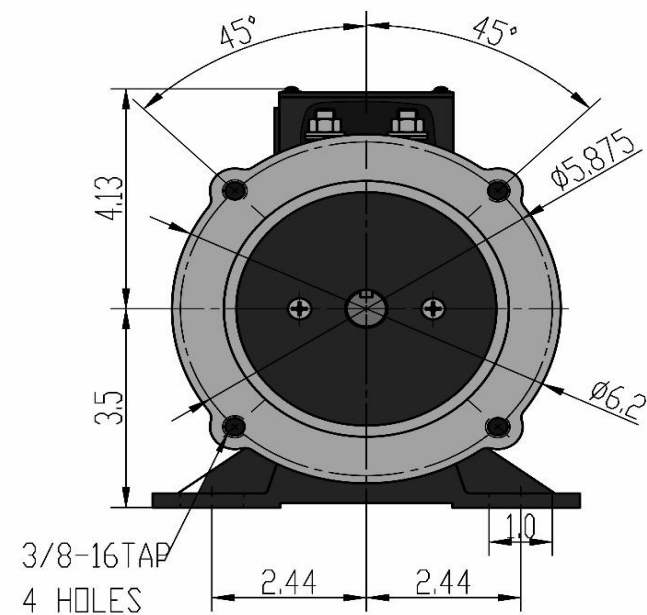
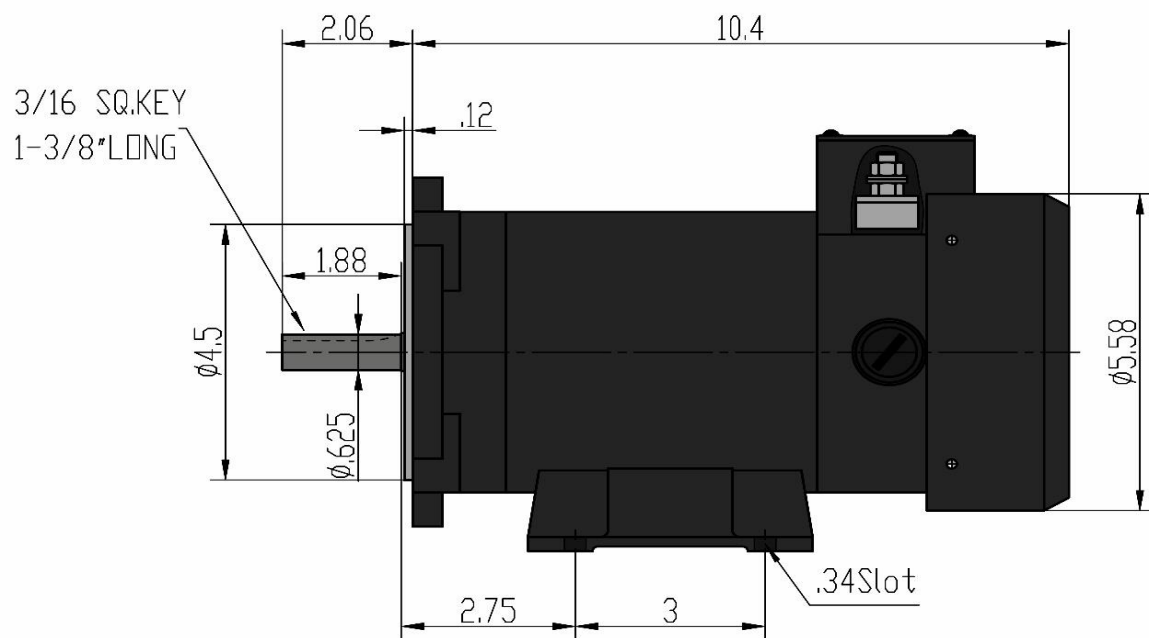
V	A	W In	RPM	W out	Eff.%
15	60	600	2500	350	80
13.5	54	540	2250	315	72
12	48	480	2000	280	64
10.5	42	420	1750	245	56
9	36	360	1500	210	48
7.5	30	300	1250	175	40
6	24	240	1000	140	32
4.5	18	180	750	105	24
3	12	120	500	70	16
1.5	6	60	250	35	8
0	0	0	0	0	0



Measured Points	V	A	Input Watts	N.m.	RPM	Output Watts	%
No Load	12.83	7.819	100.30	0.01	2037	2.986	3.0%
Rated	12.07	43.82	529.0	2.09	1714	375	70.9%
Efficiency Max.	11.94	49.79	594.4	2.43	1665	424.3	71.4%
Max. Kw Output	11.94	49.79	594.4	2.43	1665	424.3	71.4%
Max. Torq. Output	11.94	49.79	594.4	2.43	1665	424.3	71.4%
End	11.94	49.79	594.4	2.43	1665	424.3	71.4%

Load	Measure	V	A	Input Watts	N.m.	RPM	Output Watts	Eff %
0.8%	1	12.83	7.819	100.3	0.01	2037	2.99	3.0%
0.6%	2	12.83	7.941	101.8	0.01	2037	2.13	2.1%
1.1%	3	12.82	8.136	104.3	0.02	2038	4.27	4.1%
2.3%	4	12.81	8.779	112.4	0.04	2032	8.51	7.6%
7.3%	5	12.78	10.12	129.3	0.13	2018	27.47	21.2%
14.4%	6	12.73	12.33	157.0	0.26	1996	53.92	34.4%
24.6%	7	12.65	15.61	197.5	0.45	1965	92.17	46.7%
38.0%	8	12.56	20	251.2	0.71	1924	142.6	56.8%
52.5%	9	12.45	25.370	315.9	1	1878	197.0	62.4%
68.5%	10	12.33	31.3	386.0	1.34	1825	256.8	66.5%
83.9%	11	12.2	37.24	454.5	1.7	1771	314.5	69.2%
98.8%	12	12.08	43.28	523.0	2.06	1718	370.5	70.8%
100.0%	13	12.07	43.82	529.0	2.09	1714	375.0	70.9%
113.1%	14	11.94	49.79	594.4	2.43	1665	424.3	71.4%

MaxMotion



Customer is responsible in determining that MaxMotion product will fit/perform suitably in the intended application

Version: 1NIN

Revised: April 2020

HP	RPM	Voltage	Amps	Const.	Frame	Insul.	Torque	P. Code	Wgt lbs	Rated
0,5	1750	12Vdc	47,12	TEFC	56C	Class H	18 in/lbs	K (SCR)	25	IP45

MM5012FC

LOW VOLTAGE DC PERMANENT MAGNET MOTOR

HEAVY GAUGE ROLLED STEEL CONSTRUCTION | TENV TOTALLY NON-VENTILATED & TEFC TOTALLY ENCLOSED FAN COOLED SCR RATED, 12, 24, 48VDC

MaxMotion

Applications:

Low voltage permanent magnet DC motors are suitable for installations having batteries or generator supplied low voltage DC.



Features:

Design - Low voltage

Construction - Rolled Steel, NEMA C-Face Footed with Removable Base

Agency listings and standard - NEMA, UL Recognized and CSA Certified, RoHS Compliant

Service Factor - 1.0

IP Rating - IP45

Insulation - Class F Insulation

Speed Range - 20:1 Constant Torque, Linear Speed/Torque Characteristics over entire speed range

Voltage - 12V, 24V & 48V

Bearings - Permanently Lubricated High quality Double Shielded Ball Bearings

Enclosure Protection - (TEFC) Totally Enclosed Fan Cooled & (TENV) Totally Enclosed Non-Ventilated

Duty - Continuous

Warranty - 18 Months

LOW VOLTAGE DC PERMANENT MAGNET MOTOR

HEAVY GAUGE ROLLED STEEL CONSTRUCTION | TENV TOTALLY NON-VENTILATED & TEFC TOTALLY ENCLOSED FAN COOLED SCR RATED, 12, 24, 48VDC



HP	FL RPM	VOLTS	FRAME	CAT NO.	CONSTRUCTION	ENCLOSURE	NOM EFF.	F.L. AMPS	DE BEARING	NDE BEARING	WT (Lbs)	"C" Dimension (Inch)
0,25	1680	12	56C	MM2512NV	ROLLED STEEL	TENV	62,40%	30,9	6203	6203	21	10,01
	1680	12	56C	MM2512FC	ROLLED STEEL	TEFC	62,40%	30,9	6203	6203	21	11,6
	1758	24	56C	MM2524FC	ROLLED STEEL	TEFC	62,80%	15,46	6203	6203	21	11,6
	1815	48	56C	MM2548FC	ROLLED STEEL	TEFC	67,50%	7,73	6203	6203	21	11,6
1/3	1789	12	56C	MM3312NV	ROLLED STEEL	TENV	71,30%	38,3	6203	6203	23	10,01
	1789	12	56C	MM3312FC	ROLLED STEEL	TEFC	71,30%	38,3	6203	6203	23	11,6
	1527	24	56C	MM3324NV	ROLLED STEEL	TENV	64,80%	19,1	6203	6203	23	10,01
	1527	24	56C	MM3324FC	ROLLED STEEL	TEFC	64,80%	19,1	6203	6203	23	11,6
	1753	48	56C	MM3348FC	ROLLED STEEL	TEFC	71,40%	9,56	6203	6203	23	11,6
0,5	1714	12	56C	MM5012NV	ROLLED STEEL	TENV	70,90%	47,16	6203	6203	25	10,95
	1714	12	56C	MM5012FC	ROLLED STEEL	TEFC	70,90%	47,12	6203	6203	25	12,49
	1646	24	56C	MM5024FC	ROLLED STEEL	TEFC	77,90%	23,56	6203	6203	25	12,49
	1678	24	56C	MM5048NV	ROLLED STEEL	TENV	78,50%	11,78	6203	6203	25	10,95
	1678	48	56C	MM5048FC	ROLLED STEEL	TEFC	78,50%	11,78	6203	6203	25	12,49
0,75	1573	12	56C	MM7512FC	ROLLED STEEL	TEFC	73,80%	73,6	6203	6203	30	13,55
	1775	24	56C	MM7524FC	ROLLED STEEL	TEFC	75,20%	31,8	6203	6203	30	13,55
1	1672	12	56C	MM1012FC	ROLLED STEEL	TEFC	74,30%	95,4	6203	6203	32	14,3
	1764	24	56C	MM1024FC	ROLLED STEEL	TEFC	77,10%	47,7	6203	6203	32	14,3

